



District Report Card: 2017


State: Gujarat	District: Surendranagar
Class: 3	Subject: Language
Schools: 61	Students: 1351


Participation/Coverage


Students

GENDER 	Boys		Girls	
	Number	%	Number	%
	710	52.55	641	47.45

AREA 	Rural		Urban	
	Number	%	Number	%
	1086	80.38	265	19.62

CATEGORY 	SC		ST		OBC		GEN	
	Number	%	Number	%	Number	%	Number	%
	157	11.62	20	1.48	1131	83.72	43	3.18

CWSN 	LD	VI	HI	S&LD	ID	Oth
	2	1	1	7	2	4

Management 	Government		Government-aided	
	Number	%	Number	%
	1327	98.22	24	1.78

Average Performance of Students in Language (%)

Overall	Gender		Area		Management		Social Group			
	Male	Female	Rural	Urban	Govt.	Aided	SC	ST	OBC	GEN
59.21	57.20	61.44	60.05	55.77	59.27	56.11	57.75	57.33	59.32	62.48

Performance on Learning Outcomes (LOs)

Learning Outcomes	Description	Average Performance(%)
L304	Reads small texts with comprehension i.e., identifies main ideas, details, sequence and draws conclusions	61.09
L312	Reads printed scripts on the classroom walls: poems, posters, charts etc.	55.46

Range of Performance of Students who Answered Correctly							
Below 30%		30% - 50%		50% - 75%		Above 75%	
Number	%	Number	%	Number	%	Number	%
188	13.92	306	22.65	469	34.72	388	28.72

Lowest Performing Learning Outcomes (LOs)

1 - Reads printed scripts on the classroom walls: poems, posters, charts etc. (55.46)

2 - Reads small texts with comprehension i.e., identifies main ideas, details, sequence and draws conclusions (61.09)